



# JCS14N50FT

## 主要参数 MAIN CHARACTERISTICS

ID	14 A
VDSS	500 V
Rdson-max(@Vgs=10V)	0.46 Ω
Qg-typ	37 nC

### 用途

- 高频开关电源
- 电子镇流器
- UPS 电源

### APPLICATIONS

- High frequency switching mode power supply
- Electronic ballast
- UPS

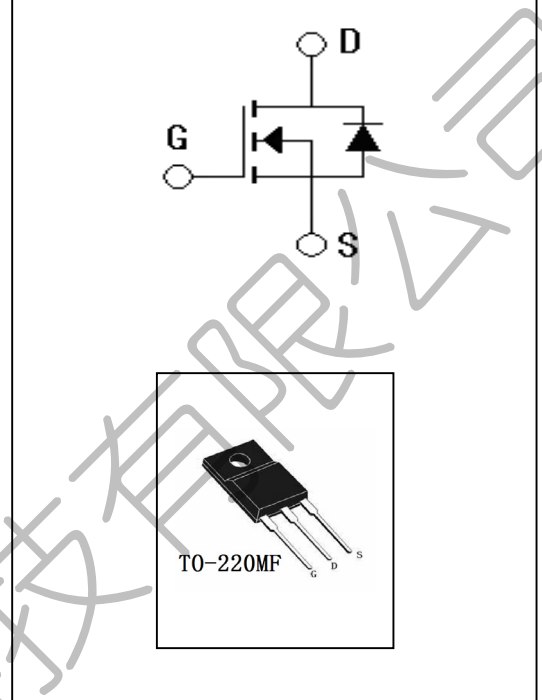
### 产品特性

- 低栅极电荷
- 低  $C_{rss}$  (典型值 25pF)
- 开关速度快
- 产品全部经过雪崩测试
- 高抗 dv/dt 能力
- RoHS 产品

### FEATURES

- Low gate charge
- Low  $C_{rss}$  (typical 25pF)
- Fast switching
- 100% avalanche tested
- Improved dv/dt capability
- RoHS product

### 封装 Package



## 订货信息 ORDER MESSAGE

订货型号 Order codes	印 记 Marking	封 装 Package	无卤素 Halogen Free	包 装 Packaging	器件重量 Device Weight
JCS14N50FT-O-F-N-B	JCS14N50FT	TO-220MF	否 NO	条管 Tube	2.20 g(typ)



绝对最大额定值 ABSOLUTE RATINGS ( $T_c=25^\circ\text{C}$ )

项 目 Parameter	符 号 Symbol	数 值 Value	单 位 Unit
最高漏极-源极直流电压 Drain-Source Voltage	$V_{DSS}$	500	V
连续漏极电流 Drain Current -Continuous	$I_D$ $T=25^\circ\text{C}$ $T=100^\circ\text{C}$	14.0*	A
		8*	A
最大脉冲漏极电流 (注 1) Drain Current -Pulse (note 1)	$I_{DM}$	52*	A
最高栅源电压 Gate-Source Voltage	$V_{GSS}$	$\pm 30$	V
单脉冲雪崩能量 (注 2) Single Pulsed Avalanche Energy (note 2)	$E_{AS}$	845	mJ
雪崩电流 (注 1) Avalanche Current (note 1)	$I_{AR}$	13.0	A
重复雪崩能量 (注 1) Repetitive Avalanche Energy (note 1)	$E_{AR}$	5.0	mJ
二极管反向恢复最大电压变化速率 (注 3) Peak Diode Recovery $dv/dt$ (note 3)	$dv/dt$	4.5	V/ns
耗散功率 Power Dissipation	$P_D$ $T_c=25^\circ\text{C}$ -Derate above $25^\circ\text{C}$	50	W
		0.4	W/ $^\circ\text{C}$
最高结温及存储温度 Operating and Storage Temperature Range	$T_J, T_{STG}$	$-55 \sim +150$	$^\circ\text{C}$
引线最高焊接温度 Maximum Lead Temperature for Soldering Purposes	$T_L$	300	$^\circ\text{C}$

\*漏极电流由最高结温限制

\*Drain current limited by maximum junction temperature





## 电特性 ELECTRICAL CHARACTERISTIC

项 目 Parameter	符 号 Symbol	测试条件 Tests conditions	最小 Min	典型 Typ	最大 Max	单 位 Units
<b>关态特性 Off –Characteristics</b>						
漏—源击穿电压 Drain-Source Voltage	$BV_{DSS}$	$I_D=250\mu A, V_{GS}=0V$	500	-	-	V
击穿电压温度特性 Breakdown Voltage Temperature Coefficient	$\Delta BV_{DSS} / \Delta T_J$	$I_D=250\mu A$ , referenced to $25^\circ C$	-	0.53	-	V/ $^\circ C$
零栅压下漏极漏电流 Zero Gate Voltage Drain Current	$I_{DSS}$	$V_{DS}=500V, V_{GS}=0V, T_C=25^\circ C$	-	-	10	$\mu A$
		$V_{DS}=400V, T_C=125^\circ C$	-	-	100	$\mu A$
正向栅极体漏电流 Gate-body Leakage Current, Forward	$I_{GSSF}$	$V_{DS}=0V, V_{GS}=30V$	-	-	100	nA
反向栅极体漏电流 Gate-body Leakage Current, Reverse	$I_{GSSR}$	$V_{DS}=0V, V_{GS}=-30V$	-	-	-100	nA
<b>通态特性 On-Characteristics</b>						
阈值电压 Gate Threshold Voltage	$V_{GS(th)}$	$V_{DS} = V_{GS}, I_D=250\mu A$	3.0	-	5.0	V
静态导通电阻 Static Drain-Source On-Resistance	$R_{DS(ON)}$	$V_{GS}=10V, I_D=6.5A$	-	0.37	0.46	$\Omega$
正向跨导 Forward Transconductance	$g_{fs}$	$V_{DS} = 40V, I_D=6.5A$ (note 4)	-	15	-	S
<b>动态特性 Dynamic Characteristics</b>						
输入电容 Input Capacitance	$C_{iss}$	$V_{DS}=25V,$ $V_{GS}=0V,$ $f=1.0MHz$	-	1560	2090	pF
输出电容 Output Capacitance	$C_{oss}$		-	210	260	pF
反向传输电容 Reverse Transfer Capacitance	$C_{rss}$		-	25	30	pF





## 电特性 ELECTRICAL CHARACTERISTICS

项 目 Parameter	符 号 Symbol	测试条件 Tests conditions	最小 Min	典型 Typ	最大 Max	单位 Units
<b>开关特性 Switching –Characteristics</b>						
延迟时间 Turn-On delay time	$t_{d(on)}$	$V_{DD}=250V, I_D=13A, R_G=25\Omega$ (note 4, 5)	-	90	180	ns
上升时间 Turn-On rise time	$t_r$		-	160	270	ns
延迟时间 Turn-Off delay time	$t_{d(off)}$		-	150	260	ns
下降时间 Turn-Off Fall time	$t_f$		-	60	140	ns
栅极电荷总量 Total Gate Charge	$Q_g$	$V_{DS} = 400V,$ $I_D=13A$ $V_{GS} = 10V$ (note 4, 5)	-	37	50	nC
栅—源电荷 Gate-Source charge	$Q_{gs}$		-	10.9	-	nC
栅—漏电荷 Gate-Drain charge	$Q_{gd}$		-	17.2	-	nC
<b>漏—源二极管特性及最大额定值 Drain-Source Diode Characteristics and Maximum Ratings</b>						
正向最大连续电流 Maximum Continuous Drain-Source Diode Forward Current		$I_S$	-	-	13	A
正向最大脉冲电流 Maximum Pulsed Drain-Source Diode Forward Current		$I_{SM}$	-	-	52	A
正向最大连续电流 Maximum Continuous Drain-Source Diode Forward Current	$V_{SD}$	$V_{GS}=0V, I_S=13A$	-		1.4	V
反向恢复时间 Reverse Recovery Time	$t_{rr}$	$V_{GS}=0V, I_S=13A$ $di_F/dt=100A/\mu s$ (note 4)		410		ns
反向恢复电荷 Reverse Recovery Charge	$Q_{rr}$			4.5		$\mu C$

## 热特性 THERMAL CHARACTERISTIC

项 目 Parameter	符 号 Symbol	最大值 Max	单 位 Unit
		JCS14N50FT	
结到管壳的热阻 Thermal Resistance, Junction to Case	$R_{th(j-c)}$	2.50	$^{\circ}C/W$
结到环境的热阻 Thermal Resistance, Junction to Ambient	$R_{th(j-A)}$	62.5	$^{\circ}C/W$

注 1: 脉冲宽度由最高结温限制

注 2:  $L=9.0mH, I_{AS}=13A, V_{DD}=50V, R_G=25\Omega$ , 起始结温  $T_J=25^{\circ}C$ 注 3:  $I_{SD} \leq 13A, di/dt \leq 200A/\mu s, V_{DD} \leq BV_{DSS}$ , 起始结温  $T_J=25^{\circ}C$ 注 4: 脉冲测试: 脉冲宽度 $\leq 300\mu s$ , 占空比 $\leq 2\%$ 

注 5: 基本与工作温度无关

Notes:

1: Pulse width limited by maximum junction temperature

2:  $L=9.0mH, I_{AS}=13A, V_{DD}=50V, R_G=25\Omega$ , Starting  $T_J=25^{\circ}C$ 3:  $I_{SD} \leq 13A, di/dt \leq 200A/\mu s, V_{DD} \leq BV_{DSS}$ , Starting  $T_J=25^{\circ}C$ 4: Pulse Test: Pulse Width  $\leq 300\mu s$ , Duty Cycle  $\leq 2\%$ 

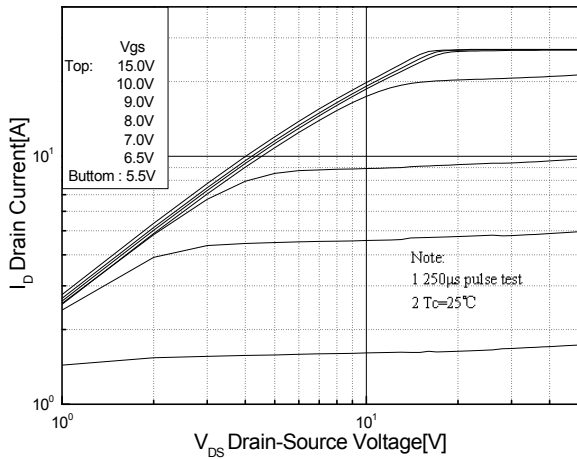
5: Essentially independent of operating temperature



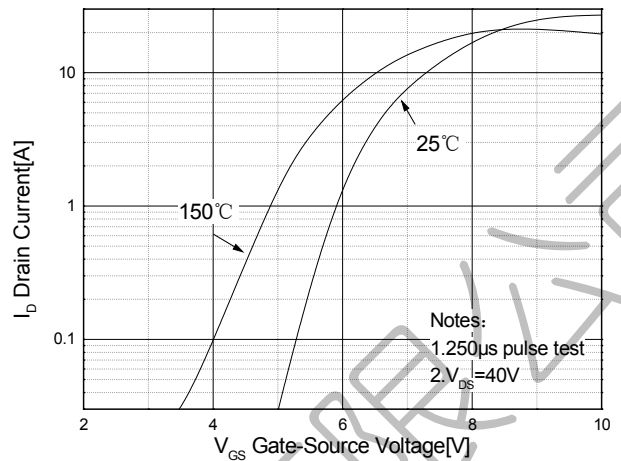


特征曲线 ELECTRICAL CHARACTERISTICS (curves)

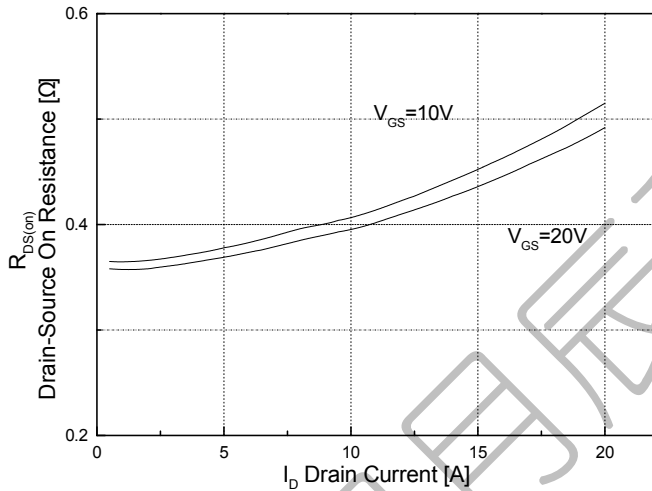
On-Region Characteristics



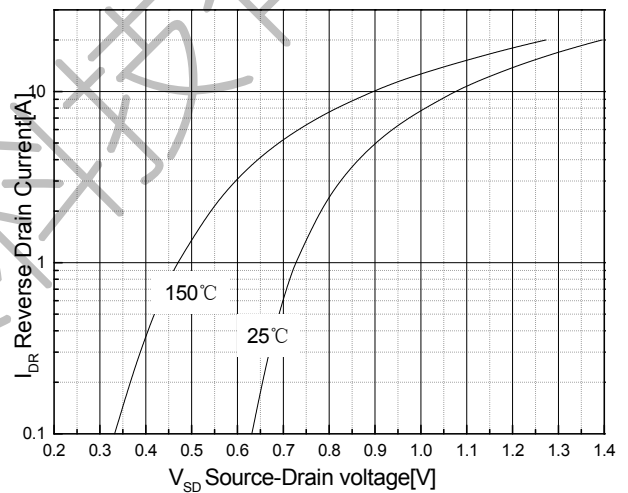
Transfer Characteristics



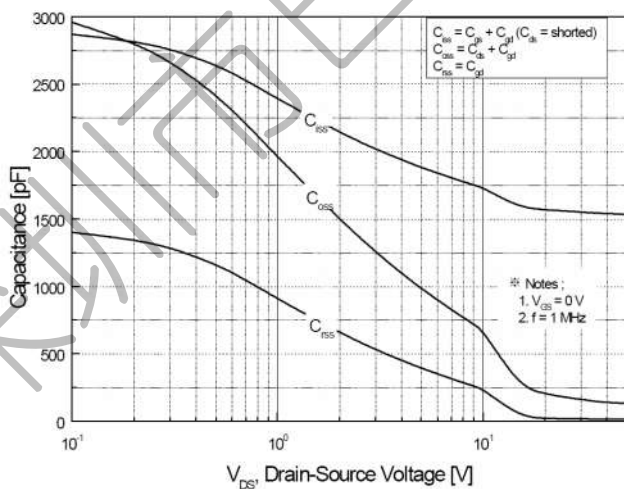
On-Resistance Variation vs Drain Current and Gate Voltage



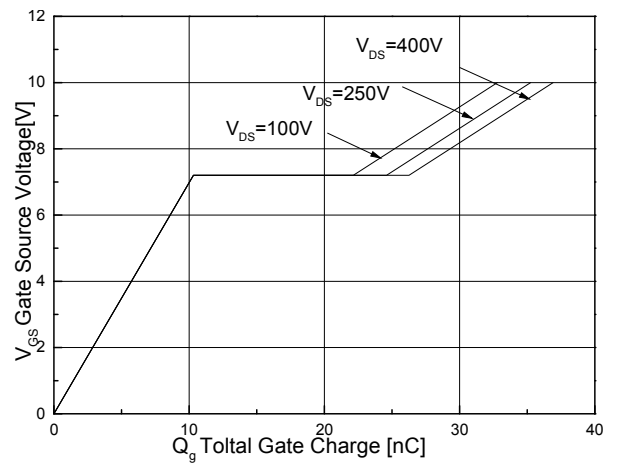
Body Diode Forward Voltage Variation vs. Source Current and Temperature



Capacitance Characteristics



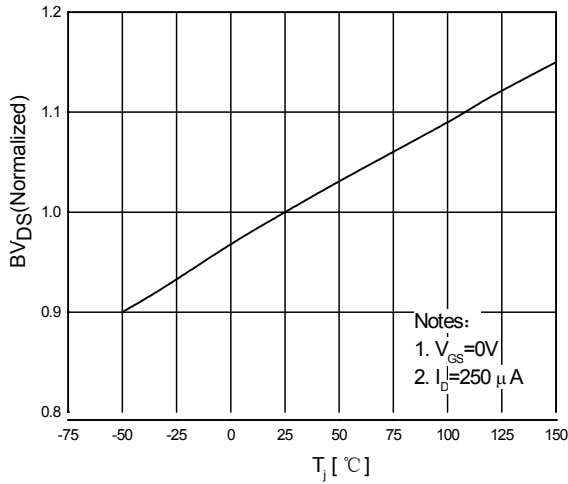
Capacitance Characteristics



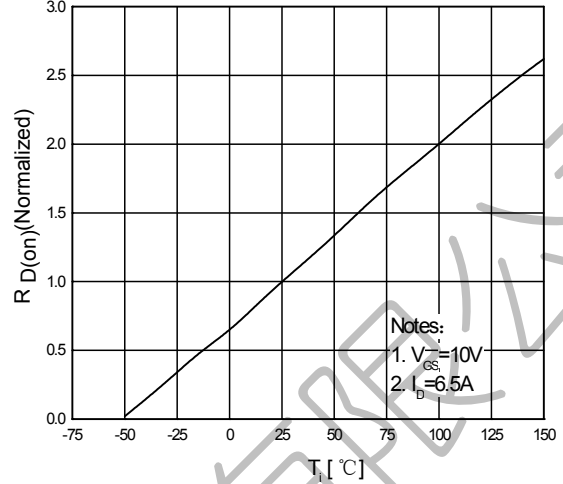


特征曲线 ELECTRICAL CHARACTERISTICS (curves)

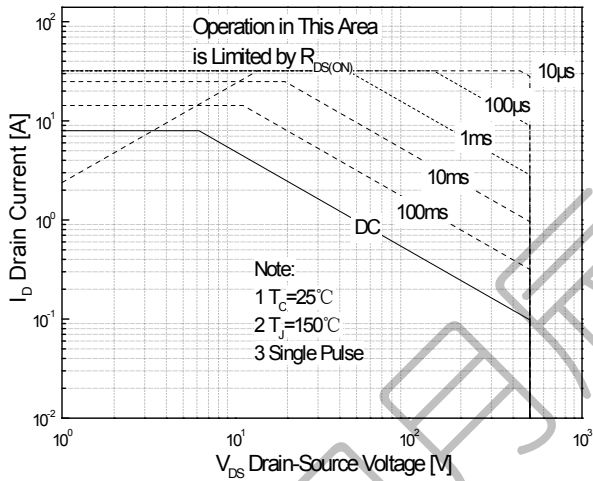
Breakdown Voltage Variation vs. Temperature



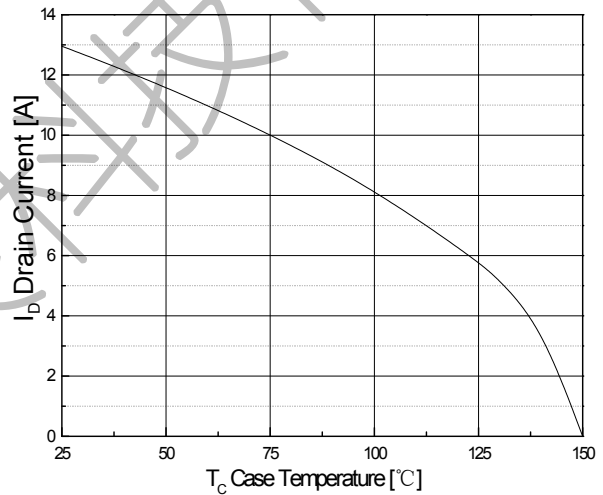
On-Resistance Variation vs. Temperature



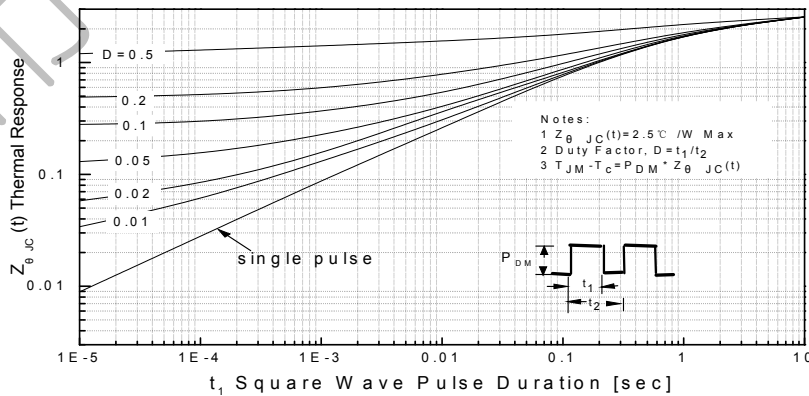
Maximum Safe Operating Area



Maximum Drain Current vs. Case Temperature



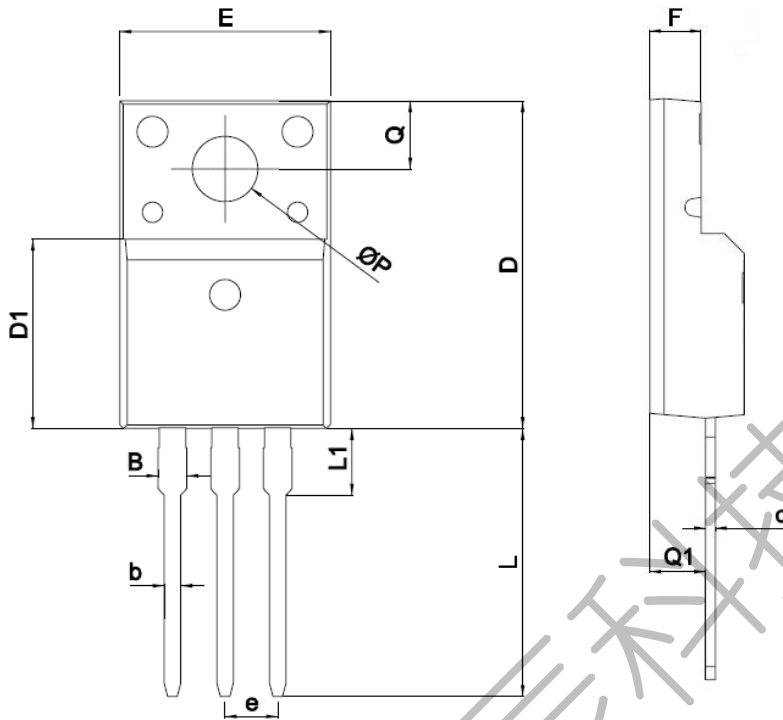
Transient Thermal Response Curve





TO-220MF

单位 Unit : mm



SYMBOL	mm	
	MIN	MAX
A	4.5	4.9
B		1.47
b	0.7	0.9
c	0.45	0.60
D	15.67	16.07
D1	9.04	9.20
e	2.54TYPE	
E	9.96	10.36
F	2.34	2.74
L	12.58	13.38
L1	3.13	3.33
Q	3.2	3.4
Q1	2.56	2.96
ΦP	3.08	3.28





**联系方式**

**深圳市日月辰科技有限公司**

公司地址：深圳市宝安区松岗街道潭头第二工业城A27栋

邮编：518000

总机：86-755-29556626

手机：86-13113000010

网址：[www.szryc.com](http://www.szryc.com)

**CONTACT**

**SHENZHEN CITY RIYUECHE TECH CO., LTD.**

ADD: Songgang shenzhen City, Guangdong Province, China.

Post Code: 518000

Tel: 86-755-29556626

Fax: 86-13113000010

Web Site: [www.szryc.com](http://www.szryc.com)

